

# Survey Results for CSUEB PreK-12 Professional Education Unit Exit Survey

This East Bay Education Unit (TED, EDLD, EPSY and CSD) survey is used to gather "common" data from it's credential and master's students for programs in Adm Svcs, Curr/ECE, Ed Tech, PPS, Reading, Spec Ed, Speech, and Teaching; programs may optionally include a supplemental exit survey

Included Response Periods: Spec Ed Moderate-Severe Disabilities Spr'14

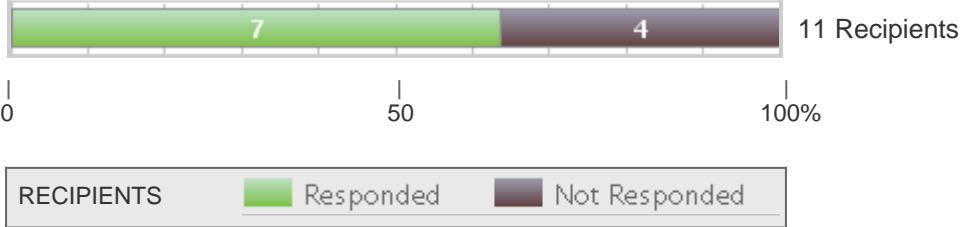
Compare Results By: Course

Included Courses/Organizations: All Courses

## Overall Summary

Total Survey Recipients: 11

Response Rate for Spec Ed Moderate-Severe Disabilities Spr '14



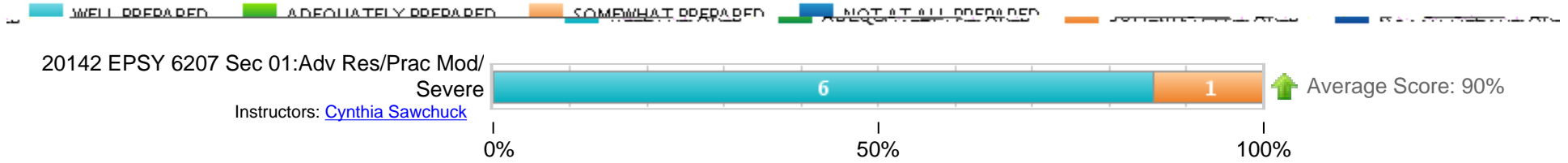

Question Response Summary



# Detailed Question Results

1. How well prepared are you to: Provide services that help English Learners succeed?

3. How well prepared are you to: Create a school environment in which all individuals are treated with respect, dignity, trust, and fairness?



5. In regards to the professional knowledge and skills you need to be successful, how well prepared are you?

